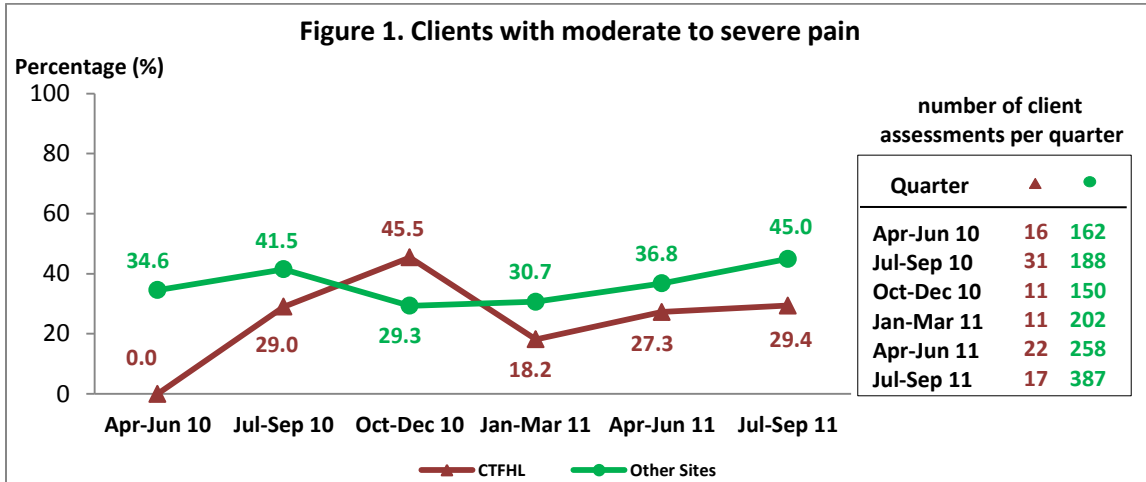


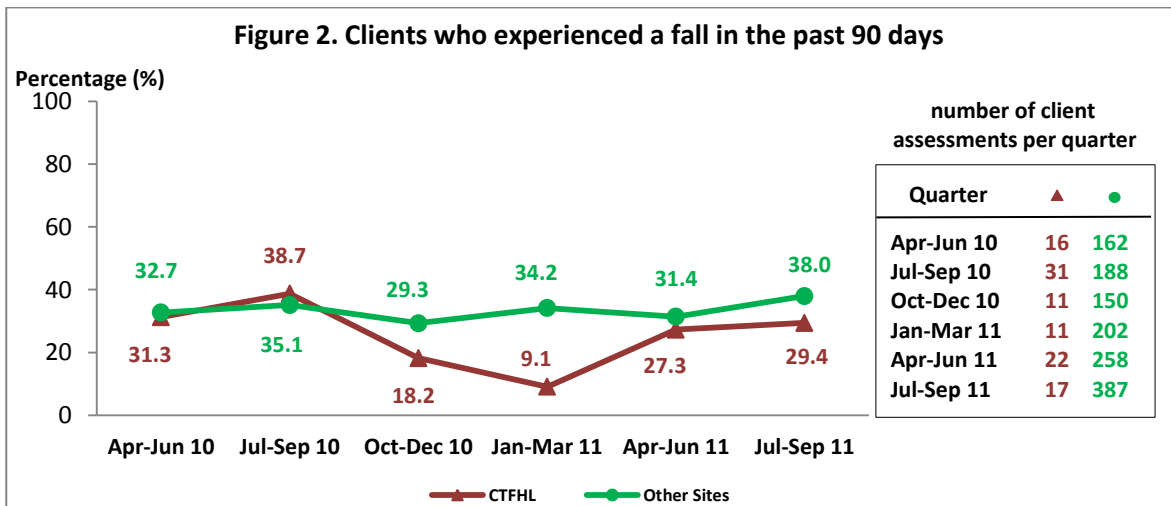
DICE Project Feedback Report, December 2011

➤ **PAIN**



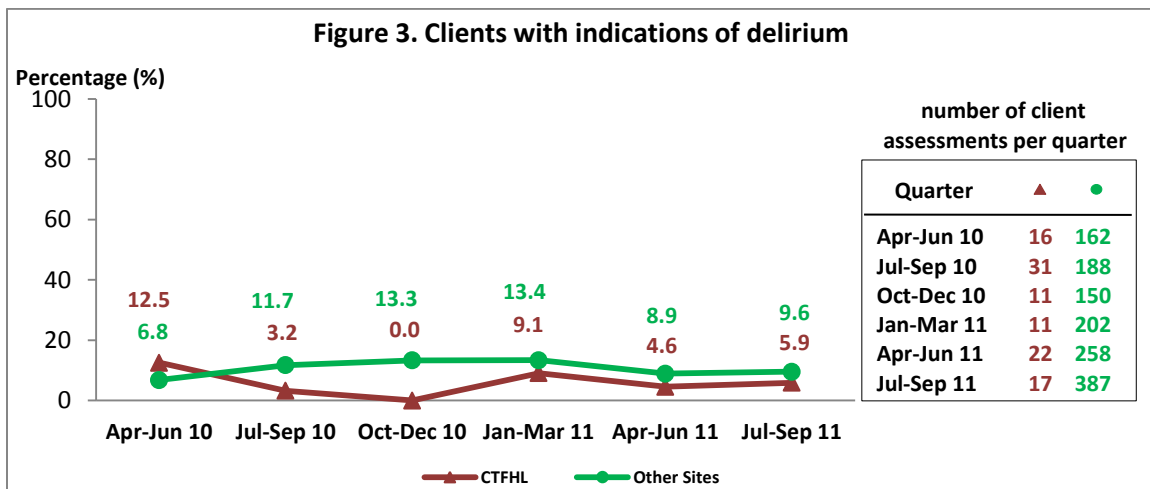
- The information in Figure 1 is from items k4a and k4b of the RAI-HC
- These two items are used to measure the proportion of clients with moderate to severe pain
- In the July-September 2011 quarter, there was almost no change in the proportion of clients in CTFHL with moderate to severe pain; it was lower than the other sites

➤ **FALLS**



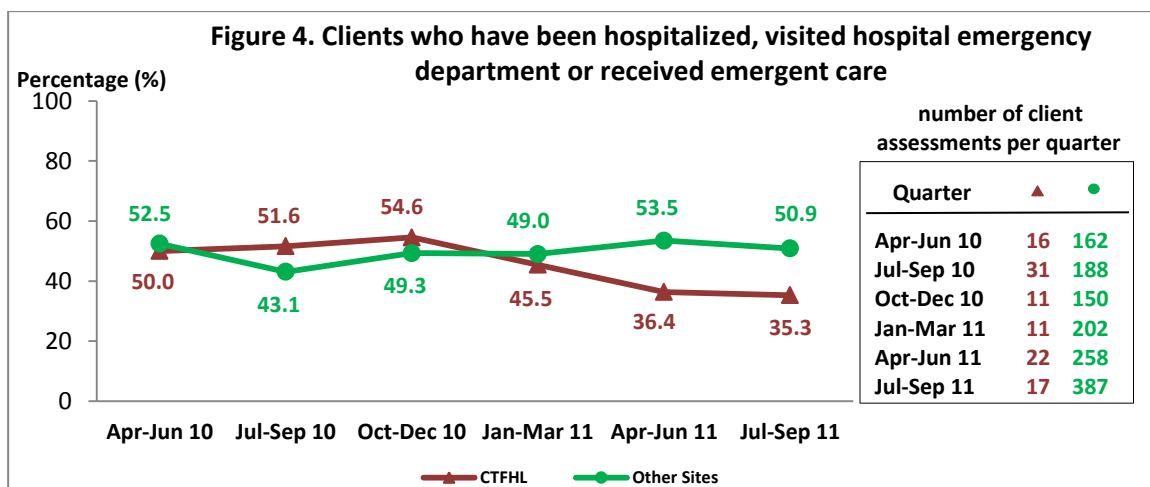
- The information in Figure 2 is from item k5 of the RAI-HC
- This item is used to measure the proportion of clients who experienced a fall in the past 90 days
- In the July-September 2011 quarter, there was almost no change in the proportion of clients in CTFHL who experienced a fall in the past 90 days; it was lower than the other sites

➤ DELIRIUM



- The information in Figure 3 is from items b3a and b3b of the RAI-HC
- These two items are used to measure the proportion of clients with indications of delirium
- In the July-September 2011 quarter, there was almost no change in the proportion of clients in CTFHL who had indications of delirium; it was about the same as the other sites

➤ HOSPITALIZATION



- The information in Figure 4 is from items p4a, p4b and p4c of the RAI-HC
- These three items are used to measure the proportion of clients who have been hospitalized, visited hospital emergency department or received emergent care
- In the July-September 2011 quarter, there was almost no change in the proportion of clients in CTFHL who have been hospitalized, visited hospital emergency department or received emergent care; it was lower than the other sites