

ASCs primary culture
Growth medium
80% confluence



Supernatants collection



Harvesting the cells and
Western blot analysis




Trypsinization
(7 days of treatment)



1×10^3
cells/well

1×10^3
cells/well

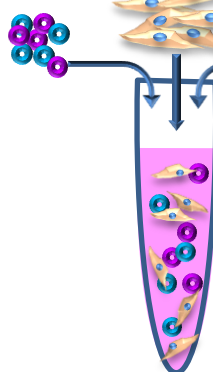
at least
 3×10^5
cells



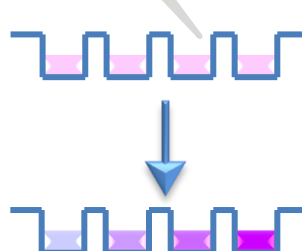
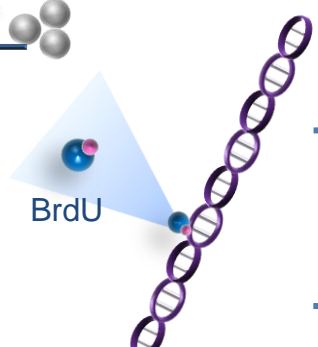
stimulator
cells
lymphocytes

^3H thymidine

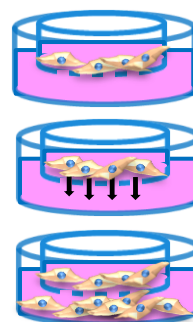
BrdU



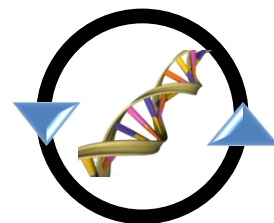
Proliferation
assay



MTT test



Migration
assay



RNA isolation
Real-time qPCR