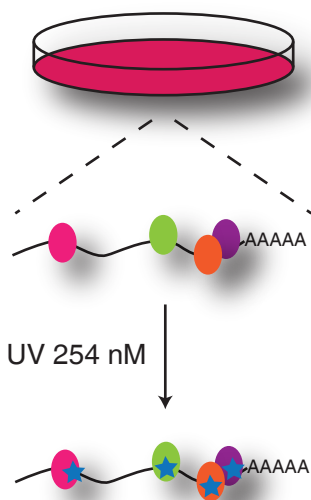
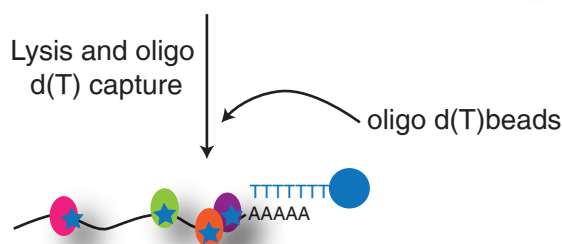
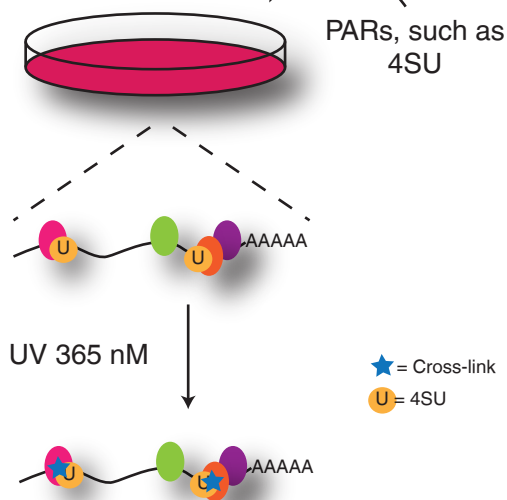


Conventional UV cross-linking method [2]



Photoactivable ribonucleoside-enhanced cross-linking method [2,3]



(a)

Release of proteins



Input
No X-link
X-link

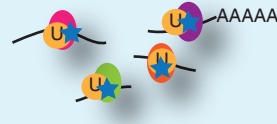
SDS-PAGE analysis



Quantitative mass spectrometry

Release of RNAs

(b)



Proteinase K



High-throughput sequencing

Genome — T —
PAR-CLIP Tag — C —

T→C mapping of X-link sites