

## Supplement Information

### TiO<sub>2</sub>-Graphene Oxide Nanocomposite as Advanced photocatalytic Materials

<sup>1</sup>Václav Štengl\*, <sup>1</sup>Snejana Bakardjieva, <sup>1</sup>Tomáš Matys Grygar, <sup>1</sup>Jana Bludská,

<sup>2</sup>Martin Kormunda

[stengl@iic.cas.cz](mailto:stengl@iic.cas.cz)

<sup>1</sup>Department of Solid State Chemistry, Institute of Inorganic Chemistry AS CR v.v.i., 250 68 Řež,

Czech Republic

tel.: 420 2 6617 2193 fax.: 420 2 2094 0157

<sup>2</sup>Department of Physics, Faculty of Science, J.E.Purkyně University in Ústí nad Labem, 400 96 Ustí  
n. L., Czech Republic

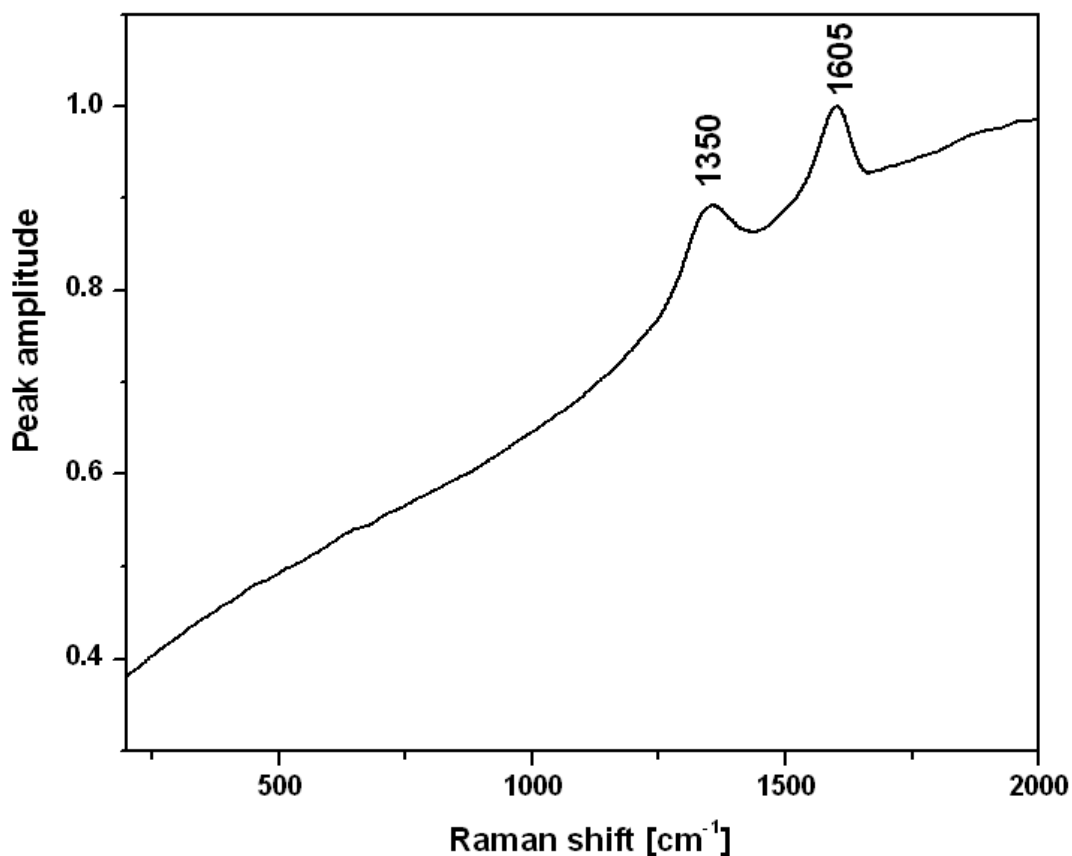


Figure S1. The Raman spectrum of prepared graphene oxide

Table S1. Composition of nanocomposite base on XPS				
Sample	O [at.%]	C [at.%]	Ti [at.%]	O/Ti
TiGO_100	62,00	11,28	26,71	2,32
TiGO_010	66,49	6,68	26,83	248

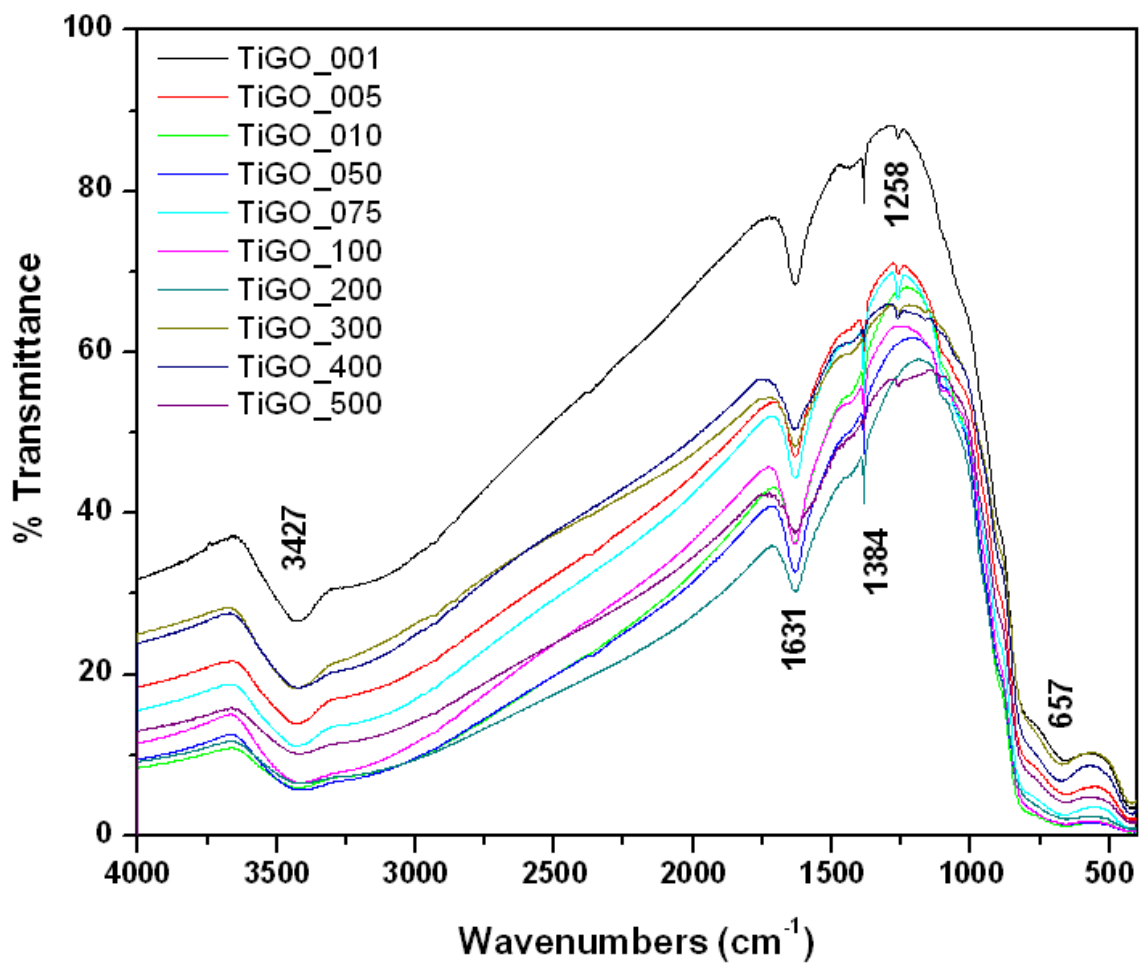


Figure S2. IR spectrum of the TiO<sub>2</sub>-GO nanocomposite

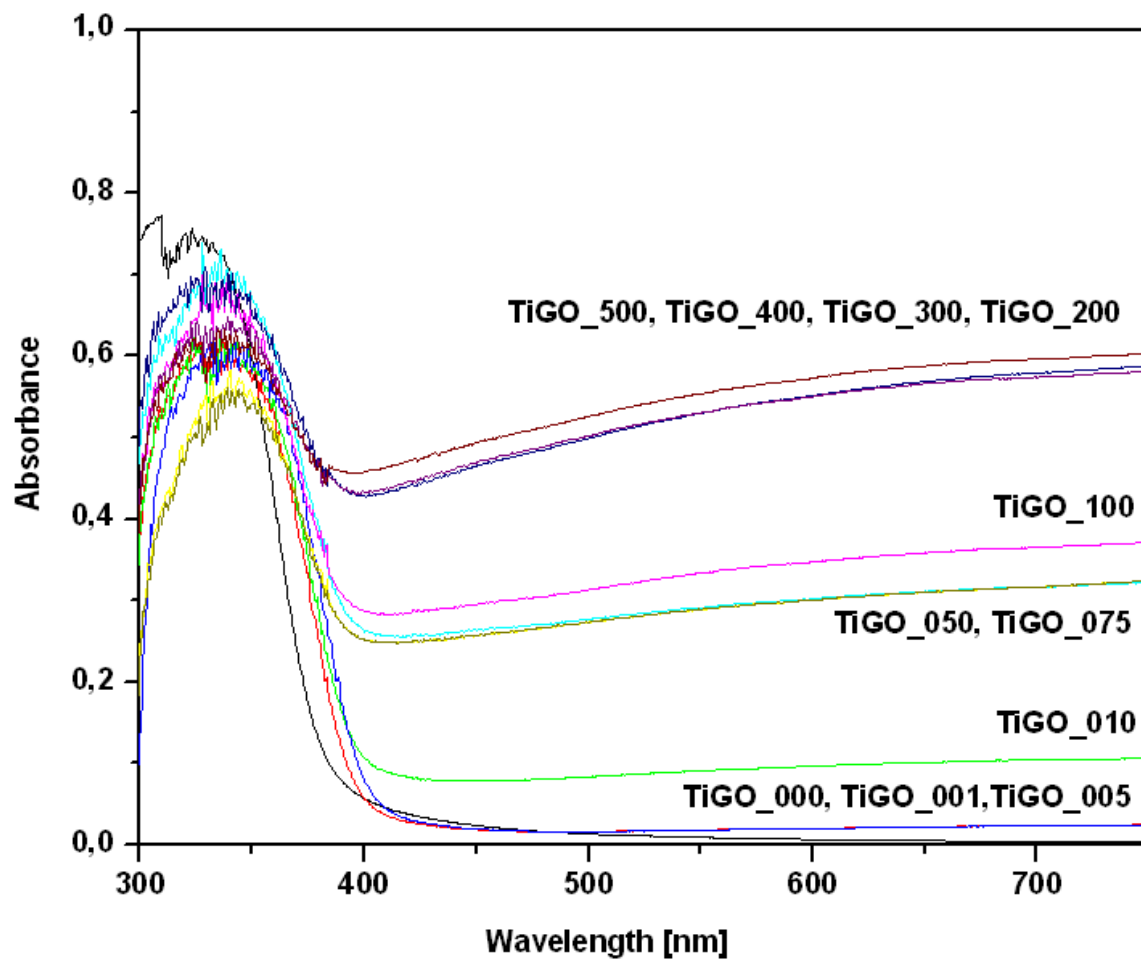


Figure S3. UV-vis absorption spectra of the TiO<sub>2</sub>-GO