












| CEA Concentration (ng/ml) | Number of individuals | |
|----------------------------------|---|----|
| 0.5 - <1.5 |  | 8 |
| 1.5 - <2.5 |  | 18 |
| 2.5 - < 3.5 |  | 12 |
| 3.5 - < 4.5 |  | 6 |
| 4.5 - <5.5 |  | 3 |
| 5.5 - <6.5 |  | 4 |
| 6.5 - <7.5 |  | 2 |
| 7.5 - <8.5 |  | 3 |
| 8.5 - <9.5 | | 0 |
| 9.5 - <10.5 |  | 1 |
| 10.5 - <11.5 |  | 1 |
| 11.5 - <12.5 |  | 1 |
| Total | | 59 |