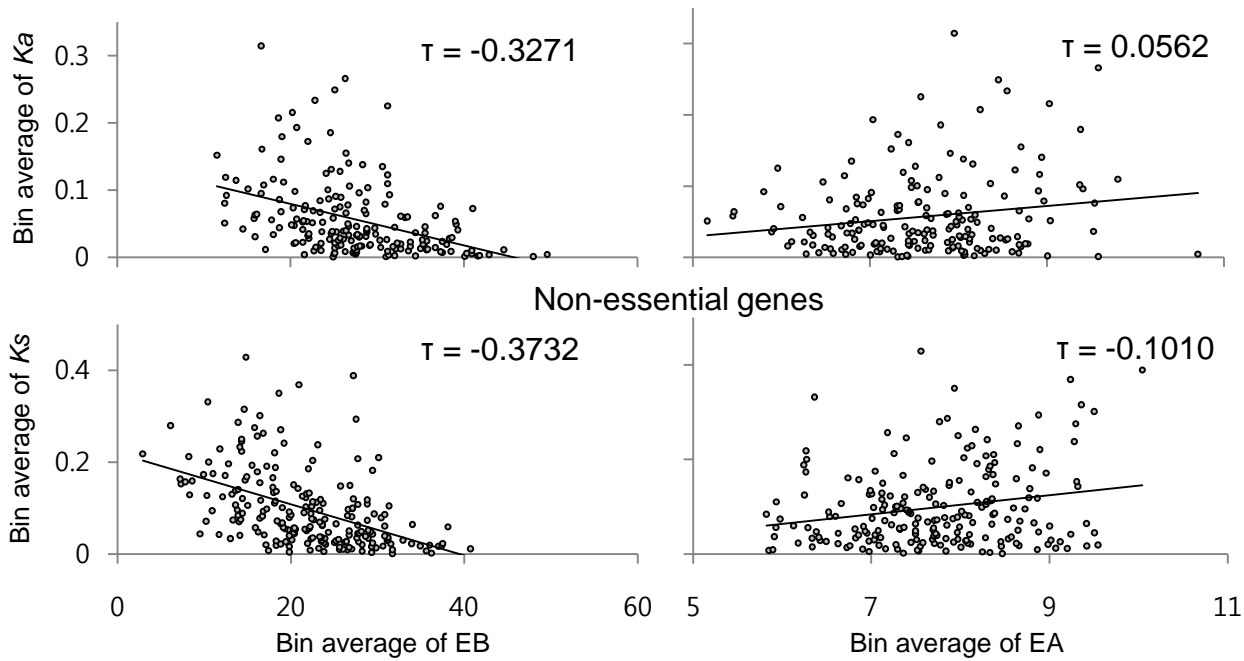


# A

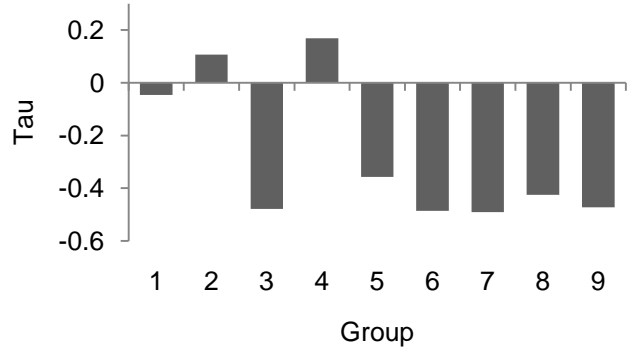
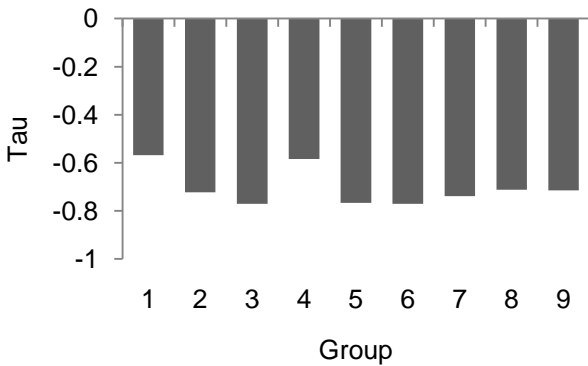
## Essential genes



# B

## EB versus $K_a$

## EA versus $K_a$



Group	Tau	P-value
1	-0.5686	6.00e-04
2	-0.7233	0
3	-0.7708	0
4	-0.5844	1.00e-04
5	-0.7661	0
6	-0.7714	0
7	-0.7386	0
8	-0.7124	0
9	-0.7143	1.00e-04

Group	Tau	P-value
1	-0.0458	0.8228
2	0.1067	0.4966
3	-0.4783	0.0011
4	0.1688	0.2876
5	-0.3567	0.0344
6	-0.4857	0.0017
7	-0.4902	0.0039
8	-0.4248	0.0137
9	-0.4725	0.0193